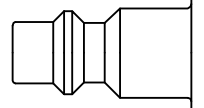




1/4" Industrial brass coupling according to ISO 6150 B and US MIL-SPEC 4109. Coupling system with single-hand operation, which stands out for its solid brass design and corresponding sleeve design. Hardened steel plug counters vibrations and effects of external forces.



ISO B Profile

- Available on request:
 - with additional end connections
 - other seals for different temperature ranges and fluids

KA
Single Shut-Off

Working Pressure*:
up to 35 bar

Material:

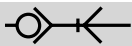
- Coupling: Brass
- Plug: Nickel plated steel or brass
- Seals: NBR

Working Temperature:
-20°C up to +100°C (NBR)

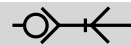
Flow Rate Air:
820 l/min.
inlet pressure 6 bar, pressure drop 0.5 bar

Flow Rate Water:
7.4 l/min.
pressure drop 0.5 bar

* maximum static working pressure with design factor 4 to 1.



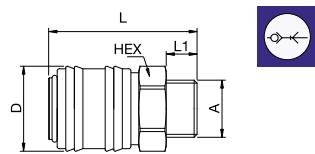
Single Shut-Off



Single Shut-Off

24KAAW Coupler with valve, Male Thread

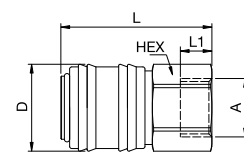
Brass, NBR



A			HEX	L	L1	D	Version
G1/4			22	43	9	25	Brass
G1/4			22	43	9	25	Nickel-plated brass
G3/8			22	43	9	25	Brass
G3/8			22	43	9	25	Nickel-plated brass
G1/2			22	46	12	25	Brass
G1/2			22	46	12	25	Nickel-plated brass

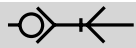
24KAIW Coupler with valve, Female Thread

Brass, NBR



A			HEX	L	L1	D	Version
G1/4			22	43	11	25	Brass
G1/4			22	43	11	25	Nickel-plated brass
G3/8			22	43	9	25	Brass
G3/8			22	43	9	25	Nickel-plated brass
G1/2			22	46	12	25	Brass
G1/2			22	46	12	25	Nickel-plated brass

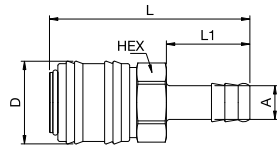
Series 24 - Brass/Steel



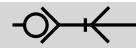
Single Shut-Off

24KATF Coupler with valve, Hose Barb

Brass, NBR



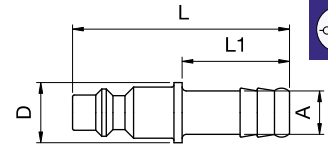
A			HEX	L	L1	D	Version
6							Brass
6	24KATF06MPX						
6	24KATF06MPN	9123 24 06	21	60	25	25	Nickel-plated brass
8	24KATF08MPX		21	60	25	25	Brass
8	24KATF08MPN	9123 24 08	21	60	25	25	Nickel-plated brass
9	24KATF09MPX		21	60	25	25	Brass
9	24KATF09MPN		21	60	25	25	Nickel-plated brass
10	24KATF10MPX		21	60	25	25	Brass
10	24KATF10MPN	9123 24 10	21	60	25	25	Nickel-plated brass
13	24KATF13MPX		21	60	25	25	Brass
13	24KATF13MPN		21	60	25	25	Nickel-plated brass



Single Shut-Off

23SFTF Plug without valve, Hose Barb

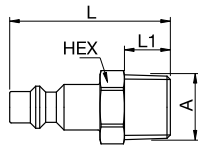
Nickel-plated steel or brass



A			L	L1	D	Version
6						
6	23SFTF06SXN	9085 23 06	51	25	14	Nickel-plated steel
6	23SFTF06MXX		51	25	14	Brass
8	23SFTF08SXN	9085 23 08	51	25	14	Nickel-plated steel
9	23SFTF09SXN		51	25	14	Nickel-plated steel
9	23SFTF09MXX		51	25	14	Brass
10	23SFTF10SXN	9085 23 10	51	25	14	Nickel-plated steel
13	23SFTF13SXN		51	25	14	Nickel-plated steel

23SFA Plug without valve, Male Thread

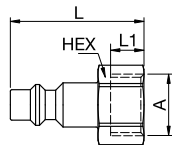
Nickel-plated steel or brass



A			HEX	L	L1	Version
R1/8						
R1/8	23SFAK10SXN		13	39	9	Nickel-plated steel
G1/8	23SFAW10SXN	9087 23 10	14	35	7	Nickel-plated steel
R1/4	23SFAK13SXN		14	42	12	Nickel-plated steel
G1/4	23SFAW13SXN	9087 23 13	14	42	12	Nickel-plated steel
G1/4	23SFAW13MXX		14	42	12	Brass
R3/8	23SFAK17SXN		17	42	12	Nickel-plated steel
G3/8	23SFAW17MXX		17	42	12	Brass
G3/8	23SFAW17SXN	9087 23 17	17	42	12	Nickel-plated steel
R1/2	23SFAK21SXN		22	48	17	Nickel-plated steel
G1/2	23SFAW21SXN	9087 23 21	22	42	12	Nickel-plated steel

23SFIW Plug without valve, Female Thread

Nickel-plated steel



A			HEX	L	L1
G1/8					
G1/8	23SFIW10SXN	9086 23 10	14	36	9
G1/4	23SFIW13SXN	9086 23 13	17	36	9
G3/8	23SFIW17SXN	9086 23 17	19	36	9
G1/2	23SFIW21SXN	9086 23 21	24	39	12