

# Low Lead Brass LF 3600 Push-In Fittings



This range is designed for applications that require low lead content within the circuit components. These products are made to order, according to your needs and specifications. Please contact us for any project.

Ø metric:  
4 to 8 mm

## Technical Characteristics

- **Compatible Fluids:** drinking water and vapour  
Other fluids: please consult us
- **Working Pressure:** Vacuum to 30 bar. Models 3609, 3699 and 3639 are limited to 20 bar
- **Working Temperature:** -25°C to +150°C

Maximum Tightening Torque (daN.m)	Threads		
	M5x0.8	G1/8	G1/4
	0.06	0.8	1.2

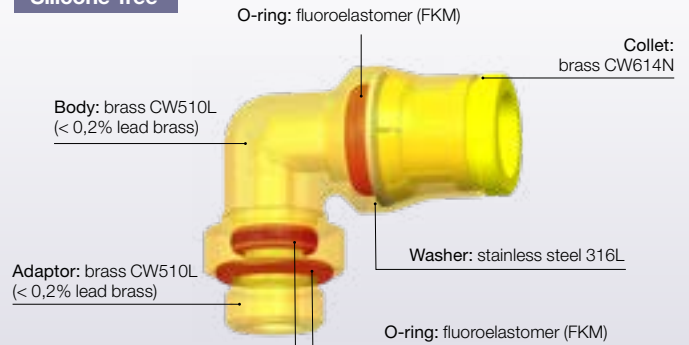
Les performances dépendent des fluides, du diamètre et de la nature du tube utilisé. L'utilisation est garantie pour un vide de 755 mm HG (99% de vide).

## Advantages

- Dedicated to coffee machines and beverage vending machines

## Component Materials

### Silicone-free

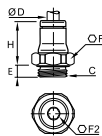


## Regulations

- 1935/2004
- NSF/ANSI 169
- DM 174
- FDA : 21 CFR
- RoHS
- REACH
- EN 16889
- LFGB

## 3601 Stud Fitting, Male BSPP and Metric Thread

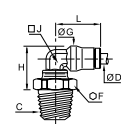
Low lead brass, FKM



ØD	C		E	F1	F2	H	Kg
4	G1/8	<b>3601 04 10 84</b>	5.5	13	3	14.5	0.009
	G1/4	<b>3601 04 13 84</b>	6.5	16	3	14.5	0.015
	M5x0.8	<b>3601 04 19 84</b>	3.5	10	2.5	15.5	0.006
6	G1/8	<b>3601 06 10 84</b>	5.5	13	4	17.5	0.011
	G1/4	<b>3601 06 13 84</b>	6.5	16	4	17	0.015
8	G1/8	<b>3601 08 10 84</b>	5.5	16	5	21	0.014

## 3609 Stud Elbow, Male BSPT Thread

Low lead brass, FKM

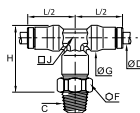


ØD	C		F	G	H	J	L	Kg
4	R1/8	<b>3609 04 10 84</b>	13	10	15	7	18	0.014
	R1/4	<b>3609 04 13 84</b>	14	10	17	7	18	0.020
6	R1/8	<b>3609 06 10 84</b>	13	12	17.5	8	21.5	0.018
	R1/4	<b>3609 06 13 84</b>	14	12	19	8	21.5	0.025

The body swivels for positioning purposes.

## 3608 Stud Branch Tee, Male BSPT Thread

Low lead brass, FKM

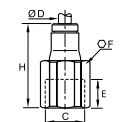


ØD	C		F	G	H	J	L/2	Kg
4	R1/8	<b>3608 04 10 84</b>	10	10	24.5	7	18	0.020

The body swivels for positioning purposes.

## 3614 Stud Fitting, Female BSPP Thread

Low lead brass, FKM

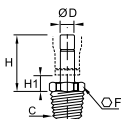


ØD	C		E	F	H	Kg
4	G1/8	<b>3614 04 10 84</b>	7.5	14	25	0.016
	G1/4	<b>3614 04 13 84</b>	11	17	29	0.026
6	G1/8	<b>3614 06 10 84</b>	7.5	14	27.5	0.019
	G1/4	<b>3614 06 13 84</b>	11	17	31.5	0.028

# Low Lead Brass LF 3600 Push-In Fittings

## 3621 Stud Standpipe, Male BSPT Thread

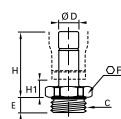
Low lead brass



ØD	C		F	H	H1	Kg
6	R1/8	<b>3621 06 10 84</b>	10	23.5	6.5	0.008

## 3631 Stud Standpipe, Male BSPP Thread

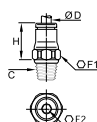
Low lead brass, FKM



ØD	C		E	F	H	H1	Kg
8	G1/8	<b>3631 08 10 84</b>	5.5	13	22.5	6.5	0.010

## 3675 Stud Fitting, Male BSPT Thread

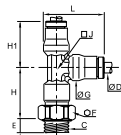
Low lead brass, FKM



ØD	C		F1	F2	H	Kg
4	R1/8	<b>3675 04 10 84</b>	10	3	15	0.009
	R1/4	<b>3675 04 13 84</b>	14	3	15	0.017
6	R1/8	<b>3675 06 10 84</b>	13	4	17	0.011

## 3693 Stud Run Tee, Male BSPP and Metric Thread

Low lead brass, FKM

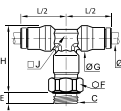


ØD	C		E	F	G	H	H1	J	L	Kg
4	G1/8	<b>3693 04 10 84</b>	5.5	13	10	20.5	18	7	23	0.021
6	G1/8	<b>3693 06 10 84</b>	5.5	13	12	25	21.5	8	28	0.031

The body swivels for positioning purposes.

## 3698 Stud Branch Tee, Male BSPP and Metric Thread

Low lead brass, FKM

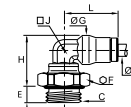


ØD	C		E	F	G	H	J	L/2	Kg
6	G1/8	<b>3698 06 10 84</b>	5.5	13	12	31	8	21.5	0.031

The body swivels for positioning purposes.

## 3699 Compact Elbow, Male BSPP and Metric Thread

Low lead brass, FKM

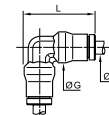


ØD	C		E	F	G	H	J	L	Kg
4	M5x0.8	<b>3699 04 19 84</b>	3.5	10	10	18	7	18	0.011
	G1/8	<b>3699 04 10 84</b>	5.5	13	10	17	7	18	0.014
	G1/4	<b>3699 04 13 84</b>	6.5	16	10	17.5	7	18	0.019
6	G1/8	<b>3699 06 10 84</b>	5.5	13	12	19	8	21.5	0.018
	G1/4	<b>3699 06 13 84</b>	6.5	16	12	19.5	8	21.5	0.022
8	G1/8	<b>3699 08 10 84</b>	5.5	13	15	20.5	10	23.5	0.021

The body swivels for positioning purposes.

## 3602 Equal Elbow

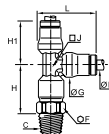
Low lead brass, FKM



ØD			G	L	Kg
4	<b>3602 04 00 84</b>		10	23	0.010

## 3603 Stud Run Tee, Male BSPT Thread

Low lead brass, FKM

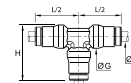


ØD	C		F	G	H	H1	J	L	Kg
4	R1/8	<b>3603 04 10 84</b>	10	10	19.5	18	7	23	0.018

The body swivels for positioning purposes.

## 3604 Equal Tee

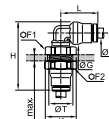
Low lead brass, FKM



ØD			G	H	L/2	Kg
4	<b>3604 04 00 84</b>		10	23	18	0.014
6	<b>3604 06 00 84</b>		12	28	21.5	0.023

## 3639 Equal Bulkhead Elbow

Low lead brass, FKM



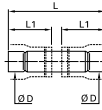
ØD			F1	F2	G	H	K	L	ØT min	Kg
4	<b>3639 04 00 84</b>		13	14	10	35	14	18	12.5	0.023

The body swivels for positioning purposes.

# Low Lead Brass LF 3600 Push-In Fittings

## 3620 Male Stem Connector

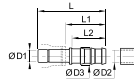
Low lead brass



ØD		L	L1	Kg
4	<a href="#">3620 04 00 84</a>	31	14	0.002
6	<a href="#">3620 06 00 84</a>	36.5	17	0.005

## 3622 Plug-In Barb Connector

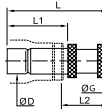
Low lead brass



ØD1	ØD2	ØD3		L	L1	L2	Kg
4	3.2	5	<a href="#">3622 04 53 84</a>	40.5	27	22.5	0.003

## 3626 Blanking Plug

Low lead brass



ØD		G	L	L1	L2	Kg
4	<a href="#">3626 04 00 84</a>	6	25.5	17.5	11.5	0.004

### Related Products

- Polyurethane Tubing
- Polyamide Tubing
- Polyethylene Tubing
- Fluoropolymer Tubing
- Anti-Spark Tubing
- Fireproof PA Tubing
- Brass Flow Control Regulators