

# LF 3800/LF 3900 Push-In Fittings Range

## Stud Fittings

### Straights

<b>3805</b> <b>3905</b> BSPT Page 1-79	<b>3805</b> NPT Page 1-79	<b>3801</b> <b>3901</b> BSPP/Metric Page 1-79	<b>3821</b> <b>3921</b> BSPT Page 1-80	<b>3821</b> <b>3921</b> NPT Page 1-80	<b>3831</b> <b>3931</b> BSPP/Metric Page 1-80	<b>3800</b> <b>3900</b> Page 1-81	<b>3805</b> NPT Page 1-79	<b>3821</b> NPT Page 1-80
-------------------------------------------------	---------------------------------	--------------------------------------------------------	-------------------------------------------------	------------------------------------------------	--------------------------------------------------------	-----------------------------------------	---------------------------------	---------------------------------

### Straights - Inch

### Elbows

<b>3809</b> <b>3909</b> BSPT Page 1-81	<b>3809</b> NPT Page 1-81	<b>3899</b> <b>3999</b> BSPP/Metric Page 1-81	<b>3889</b> <b>3989</b> BSPT Page 1-82	<b>3889</b> NPT Page 1-82	<b>3879</b> <b>3979</b> BSPP Page 1-82	<b>3889</b> NPT Page 1-82
-------------------------------------------------	---------------------------------	--------------------------------------------------------	-------------------------------------------------	---------------------------------	-------------------------------------------------	---------------------------------

### Elbow - Inch

### Tees

<b>3803</b> <b>3903</b> BSPT Page 1-83	<b>3803</b> NPT Page 1-83	<b>3893</b> <b>3993</b> BSPP/Metric Page 1-83	<b>3808</b> <b>3908</b> BSPT Page 1-83	<b>3808</b> NPT Page 1-84	<b>3898</b> <b>3998</b> BSPP/Metric Page 1-84
-------------------------------------------------	---------------------------------	--------------------------------------------------------	-------------------------------------------------	---------------------------------	--------------------------------------------------------

## Tube-to-Tube Fittings

<b>3806</b> <b>3906</b> Page 1-85	<b>3806</b> <b>3906</b> Page 1-85	<b>3802</b> <b>3902</b> Page 1-85	<b>3802</b> <b>3902</b> Page 1-85	<b>3804</b> <b>3904</b> Page 1-85	<b>3804</b> Page 1-86
-----------------------------------------	-----------------------------------------	-----------------------------------------	-----------------------------------------	-----------------------------------------	--------------------------

## Bulkhead Connector Fittings

<b>3816</b> <b>3916</b> Page 1-86	<b>3816</b> <b>3916</b> Page 1-86
-----------------------------------------	-----------------------------------------

## Plug-In Fittings and Accessories

<b>3866</b> <b>3966</b> Reducer Page 1-87	<b>3826</b> Plug Page 1-87
----------------------------------------------------	----------------------------------

## Accessories

<b>3800 70</b> Page 1-87	<b>0605</b> Page 1-87	<b>3000 70</b> Page 1-87
-----------------------------	--------------------------	-----------------------------



# LF 3800/LF 3900 Push-In Fittings

Parker Legris has developed two ranges of **stainless steel fittings (LF 3800 or LF 3900 in full 316L)** for conveying corrosive fluids in **aggressive environments**. These ranges provide two complementary levels of corrosion resistance and a **hygienic external design**.

## Product Advantages

### High Resistance to Aggressive Environments

LF 3800: excellent for conveying aggressive fluids  
 LF 3900: maximum chemical resistance to internal and external corrosion  
 Hygienic external design for reducing retention zones  
 Easy cleaning in situ  
 Proven gripping technology

### Wide Range of Applications

Perfect for permanent contact with foodstuffs  
 Compatible with frequent sterilization  
 Excellent in saline environments and outdoor applications  
 Resistant to industrial cleaning agents and detergents  
 Compatible with polymer and grooved stainless steel tubing  
 One fitting for many applications: optimised stock management

### Reliability & Safety

All-metal product allowing detection of all components  
 Full bore, with minimal pressure drop  
 Resistant to hammering, mechanical shock and impulse  
 Manual connection and disconnection, no tools required  
 100% leak-tested in production  
 Date coding to guarantee quality and traceability  
 IP 51 bulkhead: complete protection against ingress in food and non-food zones



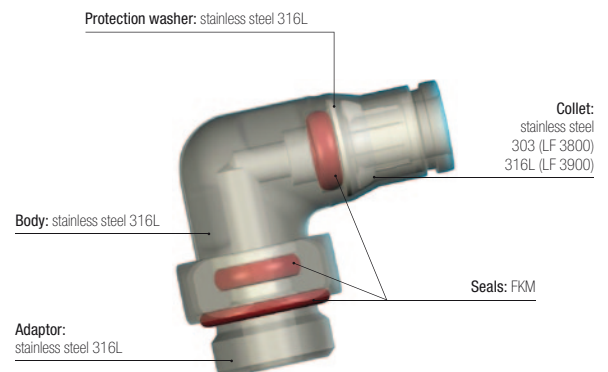
**Applications**  
 Food Process  
 Paper Industry  
 Petrochemical  
 Pharmaceutical  
 Chemical  
 Medical

## Technical Characteristics

<b>Compatible Fluids</b>	All fluids compatible with the fitting and tubing component materials					
<b>Working Pressure</b>	Vacuum to 30 bar (20 bar: 3879/3979 and 3889/3989)					
<b>Working Temperature</b>	-20° to +150°C					
<b>Adaptor Tightening Torque</b>	Threads	M5x0.8	G1/8	G1/4	G3/8	G1/2
	daN.m	0.16	0.8	1.2	3	3.5
<b>Bulkhead Tightening Torque</b>	Ø (mm)	4	6	8	10	12
	daN.m min.	0.5	0.5	0.6	0.6	0.6
	daN.m max.	0.9	0.9	1	1	1

Reliable performance is dependent upon the type of fluid conveyed, component materials and tubing being used.  
 Use is guaranteed with a vacuum of 755 mm Hg (99% vacuum).

### Component Materials



### Silicone-free

### Regulations

ISO 14743 Pneumatic transmissions, push-in fittings for thermoplastic tubing  
 DI: 97/23/EC (PED)  
 DI: 2002/95/EC (RoHS), 2011/65/EC  
 DI: 94/9/EC (ATEX)

RG: 1907/2006 (REACH)  
 UL94 V-0: Seal  
 RG: 21 CFR (FDA)  
 RG: 1935/2004/EC  
 USDA NSF H1: Grease

# Stud Fittings

## 3805/3905

### Stud Fitting, Male BSPT Thread

ØD	C	Stainless steel 316L, FKM		F	F1	H	kg
4	R1/8	<a href="#">3805 04 10</a>	<a href="#">3905 04 10</a>	10	3	14.5	0.008
	R1/4	<a href="#">3805 04 13</a>	<a href="#">3905 04 13</a>	14	3	14.5	0.016
6	R1/8	<a href="#">3805 06 10</a>	<a href="#">3905 06 10</a>	13	4	18	0.012
	R1/4	<a href="#">3805 06 13</a>	<a href="#">3905 06 13</a>	14	4	16.5	0.018
8	R1/8	<a href="#">3805 08 10</a>	<a href="#">3905 08 10</a>	15	5	19	0.015
	R3/8	<a href="#">3805 08 17</a>	<a href="#">3905 08 17</a>	17	6	18.5	0.025
10	R1/4	<a href="#">3805 10 13</a>	<a href="#">3905 10 13</a>	19	6	24	0.029
	R3/8	<a href="#">3805 10 17</a>	<a href="#">3905 10 17</a>	19	6	22.5	0.031
12	R1/4	<a href="#">3805 12 13</a>	<a href="#">3905 12 13</a>	22	7	25	0.035
	R3/8	<a href="#">3805 12 17</a>	<a href="#">3905 12 17</a>	22	8	24	0.038
	R1/2	<a href="#">3805 12 21</a>	<a href="#">3905 12 21</a>	22	10	23	0.046

## 3805

### Stud Fitting, Male NPT Thread

ØD	C	Stainless steel 316L, FKM		F	F1	H	kg
4	NPT1/8	<a href="#">3805 04 11</a>		11	3	14.5	0.009
6	NPT1/8	<a href="#">3805 06 11</a>		13	4	18	0.012
	NPT1/4	<a href="#">3805 06 14</a>		14	4	16.5	0.017
8	NPT1/8	<a href="#">3805 08 11</a>		15	5	19	0.015
	NPT1/4	<a href="#">3805 08 14</a>		15	6	18	0.019
10	NPT1/4	<a href="#">3805 10 14</a>		19	6	24	0.028
	NPT3/8	<a href="#">3805 10 18</a>		19	7	22.5	0.031
12	NPT1/4	<a href="#">3805 12 14</a>		22	7	25	0.035
	NPT3/8	<a href="#">3805 12 18</a>		22	8	24	0.039
	NPT1/2	<a href="#">3805 12 22</a>		22	10	23	0.045

## 3805

### Stud Fitting, Male NPT Thread

Inch

ØD	C	Stainless steel 316L, FKM		F	F1	H	kg
3/16	NPT1/8	<a href="#">3805 55 11</a>		10	3	15.5	0.010
	NPT1/4	<a href="#">3805 55 14</a>		14	3	15.5	0.016
1/4	NPT1/8	<a href="#">3805 56 11</a>		13	4	19	0.012
	NPT1/4	<a href="#">3805 56 14</a>		14	4	17.5	0.017
3/8	NPT1/4	<a href="#">3805 60 14</a>		19	6	25	0.029
	NPT3/8	<a href="#">3805 60 18</a>		19	7	24	0.032
1/2	NPT1/4	<a href="#">3805 62 14</a>		22	7	26	0.039
	NPT3/8	<a href="#">3805 62 18</a>		22	8	25	0.042
	NPT1/2	<a href="#">3805 62 22</a>		22	10	25	0.050

5/32" (4 mm) and 5/16" (8 mm) also available

## 3801/3901

### Stud Fitting, Male BSPP and Metric Thread

ØD	C	Stainless steel 316L, FKM		F	F1	H	kg
4	M5x0.8	<a href="#">3801 04 19</a>	<a href="#">3901 04 19</a>	10	2.5	17	0.006
	G1/8	<a href="#">3801 04 10</a>	<a href="#">3901 04 10</a>	13	3	16.5	0.009
6	M5x0.8	<a href="#">3801 06 19</a>	<a href="#">3901 06 19</a>	13	2.5	20.5	0.010
	G1/8	<a href="#">3801 06 10</a>	<a href="#">3901 06 10</a>	13	4	18	0.010
8	G1/4	<a href="#">3801 06 13</a>	<a href="#">3901 06 13</a>	17	4	18	0.015
	G1/8	<a href="#">3801 08 10</a>	<a href="#">3901 08 10</a>	15	5	19	0.013
10	G1/4	<a href="#">3801 08 13</a>	<a href="#">3901 08 13</a>	17	5	20.5	0.017
	G3/8	<a href="#">3801 08 17</a>	<a href="#">3901 08 17</a>	21	6	20	0.027
12	G1/4	<a href="#">3801 10 13</a>	<a href="#">3901 10 13</a>	19	7	25	0.025
	G3/8	<a href="#">3801 10 17</a>	<a href="#">3901 10 17</a>	21	7	25	0.035
12	G1/4	<a href="#">3801 12 13</a>	<a href="#">3901 12 13</a>	21	7	27	0.030
	G3/8	<a href="#">3801 12 17</a>	<a href="#">3901 12 17</a>	21	9	26.5	0.034

Other products are available upon request; please do not hesitate to consult us.

# Stud Fittings

## 3821/3921 Stud Standpipe, Male BSPT Thread

ØD	C	Stainless steel 316L		F	H	kg
4	R1/8	<a href="#">3821 04 10</a>	<a href="#">3921 04 10</a>	10	21	0.006
	R1/8	<a href="#">3821 06 10</a>	<a href="#">3921 06 10</a>	10	23	0.007
6	R1/4	<a href="#">3821 06 13</a>	<a href="#">3921 06 13</a>	14	24	0.015
	R1/8	<a href="#">3821 08 10</a>	<a href="#">3921 08 10</a>	11	24	0.008
8	R1/4	<a href="#">3821 08 13</a>	<a href="#">3921 08 13</a>	14	25	0.015
	R1/4	<a href="#">3821 10 13</a>	<a href="#">3921 10 13</a>	19	30	0.020
10	R3/8	<a href="#">3821 10 17</a>	<a href="#">3921 10 17</a>	19	30	0.022
	R1/4	<a href="#">3821 12 13</a>	<a href="#">3921 12 13</a>	19	31	0.017
	R3/8	<a href="#">3821 12 17</a>	<a href="#">3921 12 17</a>	19	31	0.022
12	R1/2	<a href="#">3821 12 21</a>	<a href="#">3921 12 21</a>	22	32	0.040

## 3821/3921 Stud Standpipe, Male NPT Thread

ØD	C	Stainless steel 316L		F	H	kg
4	R1/8	<a href="#">3821 04 11</a>	<a href="#">3921 04 11</a>	10	21	0.006
	R1/8	<a href="#">3821 06 11</a>	<a href="#">3921 06 11</a>	10	23	0.008
6	R1/4	<a href="#">3821 06 14</a>	<a href="#">3921 06 14</a>	14	24	0.016
	R1/8	<a href="#">3821 08 11</a>	<a href="#">3921 08 14</a>	14	24	0.010
8	R1/4	<a href="#">3821 08 14</a>	<a href="#">3921 08 14</a>	14	25	0.016
	R1/4	<a href="#">3821 10 14</a>	<a href="#">3921 10 14</a>	14	30	0.016
10	R3/8	<a href="#">3821 10 18</a>	<a href="#">3921 10 18</a>	17	30	0.022
	R1/4	<a href="#">3821 12 14</a>	<a href="#">3921 12 14</a>	14	31	0.022
	R3/8	<a href="#">3821 12 18</a>	<a href="#">3921 12 18</a>	17	31	0.026
12	R1/2	<a href="#">3821 12 22</a>	<a href="#">3921 12 22</a>	22	32	0.052

## 3821 Stud Standpipe, Male NPT Thread

Inch

ØD	C	Stainless steel 316L		F	H	kg
3/16	NPT1/8	<a href="#">3821 55 11</a>		9.9	24.9	0.009
	NPT1/8	<a href="#">3821 56 11</a>		9.9	25.9	0.009
1/4	NPT1/4	<a href="#">3821 56 14</a>		14	26.9	0.018
	NPT1/4	<a href="#">3821 60 14</a>		19	32	0.018
3/8	NPT3/8	<a href="#">3821 60 18</a>		19	32	0.029
	NPT1/4	<a href="#">3821 62 14</a>		19	36.1	0.033
1/2	NPT3/8	<a href="#">3821 62 18</a>		19	37.1	0.037
	NPT1/2	<a href="#">3821 62 22</a>		22.1	37.1	0.055

5/32" (4 mm) and 5/16" (8 mm) also available

## 3831/3931 Stud Standpipe, Male BSPP and Metric Thread


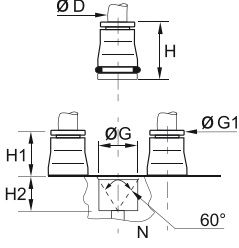


ØD	C	Stainless steel 316L, FKM		F	H	K	kg
4	M5x0.8	<a href="#">3831 04 19</a>	<a href="#">3931 04 19</a>	7	23.5	8	0.005
	G1/8	<a href="#">3831 04 10</a>	<a href="#">3931 04 10</a>	13	22	14	0.008
	G1/4	<a href="#">3831 04 13</a>	<a href="#">3931 04 13</a>	17	22	18.5	0.016
6	G1/8	<a href="#">3831 06 10</a>	<a href="#">3931 06 10</a>	13	24	14	0.009
	G1/4	<a href="#">3831 06 13</a>	<a href="#">3931 06 13</a>	17	24	18.5	0.015
8	G1/8	<a href="#">3831 08 10</a>	<a href="#">3931 08 10</a>	13	25	14	0.010
	G1/4	<a href="#">3831 08 13</a>	<a href="#">3931 08 13</a>	17	27	18.5	0.018
	G3/8	<a href="#">3831 08 17</a>	<a href="#">3931 08 17</a>	21	27	23	0.025
10	G1/4	<a href="#">3831 10 13</a>	<a href="#">3931 10 13</a>	17	32	18.5	0.020
	G3/8	<a href="#">3831 10 17</a>	<a href="#">3931 10 17</a>	21	27	23	0.026
	G1/4	<a href="#">3831 12 13</a>	<a href="#">3931 12 13</a>	17	33	18.5	0.022
12	G3/8	<a href="#">3831 12 17</a>	<a href="#">3931 12 17</a>	21	33	23	0.028
	G1/2	<a href="#">3831 12 21</a>	<a href="#">3931 12 21</a>	24	36	26	0.043

LF 3800 : full 316L stainless steel (body) with 303 stainless steel collet, FKM seals  
 LF 3900 : full 316L, FKM seals

# Stud Fittings

## 3800/3900


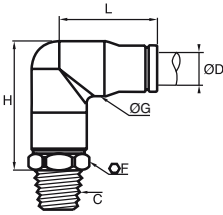


### Cartridge

 Stainless steel 316L, FKM 	ØD			L	G	G1	H	H1	H2	kg
	4	<a href="#">3800 04 00</a>	<a href="#">3900 04 00</a>	9.8	8	17	8.5	8.5	11	0.006
6	<a href="#">3800 06 00</a>	<a href="#">3900 06 00</a>	12.1	10	19	10.5	8.5	13.5	0.008	
8	<a href="#">3800 08 00</a>	<a href="#">3900 08 00</a>	14.8	13	21	12.5	8.5	16	0.012	
10	<a href="#">3800 10 00</a>	<a href="#">3900 10 00</a>	17.5	15	24.5	14	10.5	20	0.019	
12	<a href="#">3800 12 00</a>	<a href="#">3900 12 00</a>	20	17	25	14.5	10.5	22.5	0.023	

Cavity dimensions are available in Chapter 2.  
 3800: collet in stainless steel 303  
 3900: collet in stainless steel 316L

## 3809/3909


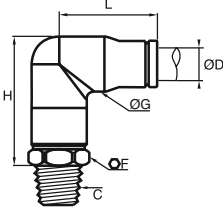

### Stud Elbow, Male BSPT Thread

 Stainless steel 316L, FKM 	ØD	C			F	G	H	L	kg
	4	R1/8	<a href="#">3809 04 10</a>	<a href="#">3909 04 10</a>	10	10	23.5	16.5	0.020
6	R1/8	<a href="#">3809 06 10</a>	<a href="#">3909 06 10</a>	13	12	27.5	20	0.031	
	R1/4	<a href="#">3809 06 13</a>	<a href="#">3909 06 13</a>	14	12	27.5	25	0.036	
8	R1/8	<a href="#">3809 08 10</a>	<a href="#">3909 08 10</a>	14	15	32	25	0.041	
	R1/4	<a href="#">3809 08 13</a>	<a href="#">3909 08 13</a>	14	14.5	34	25	0.046	
10	R1/4	<a href="#">3809 10 13</a>	<a href="#">3909 10 13</a>	19	17.5	37.5	27.5	0.068	
	R3/8	<a href="#">3809 10 17</a>	<a href="#">3909 10 17</a>	19	17.5	37.5	27.5	0.069	

The body swivels for positioning purposes.

## 3809


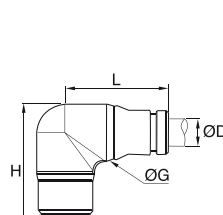


### Stud Elbow, Male NPT Thread

 Stainless steel 316L, FKM 	ØD	C		F	G	H	L	kg
	4	NPT1/8	<a href="#">3809 04 11</a>	11	10	25.5	18.5	0.021
NPT1/8		<a href="#">3809 06 11</a>	13	12.5	29	22.5	0.025	
6	NPT1/4	<a href="#">3809 06 14</a>	14	12.5	29	22.5	0.030	
	NPT1/8	<a href="#">3809 08 11</a>	14	15	34	24	0.041	
8	NPT1/4	<a href="#">3809 08 14</a>	14	15	34	24	0.046	
	NPT1/4	<a href="#">3809 10 14</a>	19	17.5	39.5	30	0.057	
10	NPT3/8	<a href="#">3809 10 18</a>	19	17.5	39.5	30	0.071	

The body swivels for positioning purposes.

## 3899/3999

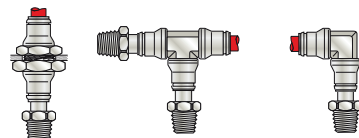
### Stud Elbow, Male BSPP and Metric Thread

 Stainless steel 316L, FKM 	ØD	C			F	G	H	L	kg
	4	M5x0.8	<a href="#">3899 04 19</a>	<a href="#">3999 04 19</a>	10	10	26	18	0.019
G1/8		<a href="#">3899 04 10</a>	<a href="#">3999 04 10</a>	13	10	27	19	0.021	
G1/4		<a href="#">3899 04 13</a>	<a href="#">3999 04 13</a>	17	10	27	19	0.018	
6	M5x0.8	<a href="#">3899 06 19</a>	<a href="#">3999 06 19</a>	13	12	33	24	0.031	
	G1/8	<a href="#">3899 06 10</a>	<a href="#">3999 06 10</a>	6	12	33	24	0.031	
	G1/4	<a href="#">3899 06 13</a>	<a href="#">3999 06 13</a>	17	12	32	24	0.035	
8	G1/8	<a href="#">3899 08 10</a>	<a href="#">3999 08 10</a>	14	15	35	25	0.039	
	G1/4	<a href="#">3899 08 13</a>	<a href="#">3999 08 13</a>	17	15	35	25	0.044	
	G3/8	<a href="#">3899 08 17</a>	<a href="#">3999 08 17</a>	21	15	34.5	25	0.048	
10	G1/4	<a href="#">3899 10 13</a>	<a href="#">3999 10 13</a>	19	17	43	31	0.068	
	G3/8	<a href="#">3899 10 17</a>	<a href="#">3999 10 17</a>	21	17	42	31	0.072	

The body swivels for positioning purposes.

Stud standpipe 3821, 3921, 3831, 3931 can be used as illustrated, allowing:

- stock optimisation
- installation of tees and elbows where required



# Stud Fittings

## 3889/3989

### Compact Stud Elbow, Male BSPT Thread

ØD	C	3889		3989		F	G	H	L	kg
		Part No.	Part No.	Part No.	Part No.					
4	R1/8	3889 04 10	3989 04 10	13	10	18	17	0.018		
	R1/4	3889 04 13	3989 04 13	17	10	19.5	16.5	0.025		
6	R1/8	3889 06 10	3989 06 10	13	12	21.5	20.5	0.026		
	R1/4	3889 06 13	3989 06 13	14	12	21.5	20.5	0.032		
8	R1/8	3889 08 10	3989 08 10	14	15	24	22	0.036		
	R1/4	3889 08 13	3989 08 13	14	15	24	22	0.041		
10	R1/4	3889 10 13	3989 10 13	17	17.5	28.5	27.5	0.057		
	R3/8	3889 10 17	3989 10 17	19	17.5	28.5	27.5	0.062		
	R1/4	3889 12 13	3989 12 13	22	20	33.5	30	0.086		
12	R3/8	3889 12 17	3989 12 17	22	20	33.5	30	0.088		
	R1/2	3889 12 21	3989 12 21	22	20	33.5	33	0.095		

The body swivels for positioning purposes.  
Max. 20 bar

## 3889

### Compact Stud Elbow, Male NPT Thread

ØD	C	3889		F	G	H	L	kg
		Part No.	Part No.					
4	NPT1/8	3889 04 11		13	10	17.5	19	0.019
	NPT1/4	3889 06 14		14	12.5	20	22.5	0.020
6	NPT1/8	3889 06 11		13	12.5	20	22.5	0.033
	NPT1/4	3889 08 11		13	15	25	24	0.037
8	NPT1/4	3889 08 14		14	15	24	24	0.037
	NPT1/4	3889 10 14		17	17.5	27.5	27.5	0.058
10	NPT3/8	3889 10 18		19	17.5	28.5	26.5	0.067
	NPT1/4	3889 12 14		22	20	31.5	32.5	0.070
12	NPT3/8	3889 12 18		22	20	32.5	32.5	0.087
	NPT1/2	3889 12 22		22	20	27.5	32.5	0.072

The body swivels for positioning purposes.  
Max. 20 bar

## 3889

### Compact Stud Elbow, Male NPT Thread

Inch

ØD	C	3889		F	G	H	L	kg
		Part No.	Part No.					
3/16	NPT1/8	3889 55 11		10	9.9	20.6	19.6	0.019
	NPT1/4	3889 55 14		14	9.9	20.6	19.6	0.022
1/4	NPT1/8	3889 56 11		13	11.9	21.6	23.1	0.026
	NPT1/4	3889 56 14		14	11.9	21.6	23.1	0.031
3/8	NPT1/4	3889 60 14		17	17.5	28.4	30.5	0.059
	NPT3/8	3889 60 18		19	17.5	28.4	30.5	0.062
1/2	NPT1/4	3889 62 14		22	20.1	34	33	0.086
	NPT3/8	3889 62 18		22	20.1	34	33	0.088
	NPT1/2	3889 62 22		22	20.1	27.2	33	0.091

The body swivels for positioning purposes; 5/32" (4 mm) and 5/16" (8 mm) also available.  
Max. 20 bar

## 3879/3979

### Compact Stud Elbow, Male BSPP Thread


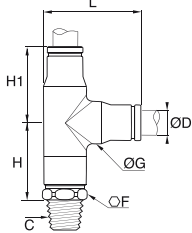


ØD	C	3879		3979		F	G	H	L	kg
		Part No.	Part No.	Part No.	Part No.					
4	G1/8	3879 04 10	3979 04 10	10	11	22	19	0.021		
	G1/4	3879 04 13	3979 04 13	17	11	20	19	0.026		
6	G1/8	3879 06 10	3979 06 10	13	12	24	24	0.029		
	G1/4	3879 06 13	3979 06 13	17	12	22	24	0.034		
8	G1/8	3879 08 10	3979 08 10	13	15	25	25	0.035		
	G1/4	3879 08 13	3979 08 13	17	15	25	25	0.040		
10	G3/8	3879 08 17	3979 08 17	21	15	23	25	0.048		
	G1/4	3879 10 13	3979 10 13	18	17	43	31	0.056		
	G3/8	3879 10 17	3979 10 17	21	17	40	31	0.067		
12	G1/4	3879 12 13	3979 12 13	17	20	33	33	0.075		
	G3/8	3879 12 17	3979 12 17	21	20	33	33	0.082		
	G1/2	3879 12 21	3979 12 21	24	20	30	33	0.094		

The body swivels for positioning purposes.  
Max. 20 bar

# Stud Fittings

## 3803/3903


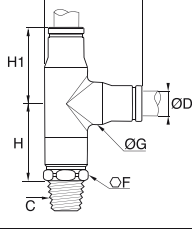

### Stud Run Tee, Male BSPT Thread

		Stainless steel 316L, FKM		<b>ØD</b>	<b>C</b>			<b>F</b>	<b>G</b>	<b>H</b>	<b>H1</b>	<b>L</b>	<b>kg</b>
		4	R1/8	<a href="#">3803 04 10</a>	<a href="#">3903 04 10</a>	10	10	19	17	22	22	0.020	
				6	R1/8	<a href="#">3803 06 10</a>	<a href="#">3903 06 10</a>	13	12	22	20	26.5	0.038
					R1/4	<a href="#">3803 06 13</a>	<a href="#">3903 06 13</a>	14	15	22	20	27	0.035
				8	R1/8	<a href="#">3803 08 10</a>	<a href="#">3903 08 10</a>	14	15	24	23	31	0.050
					R1/4	<a href="#">3803 08 13</a>	<a href="#">3903 08 13</a>	14	15	24	23	31	0.055
				10	R1/4	<a href="#">3803 10 13</a>	<a href="#">3903 10 13</a>	19	17.5	30	29	38	0.070
					R3/8	<a href="#">3803 10 17</a>	<a href="#">3903 10 17</a>	19	17.5	30	29	38	0.084

The body swivels for positioning purposes.

## 3803


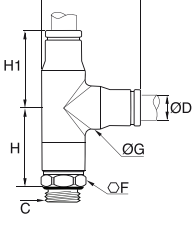


### Stud Run Tee, Male NPT Thread

		Stainless steel 316L, FKM		<b>ØD</b>	<b>C</b>		<b>F</b>	<b>G</b>	<b>H</b>	<b>H1</b>	<b>L</b>	<b>kg</b>
		4	NPT1/8	<a href="#">3803 04 11</a>	11	10	21	19	25	0.020		
				6	NPT1/8	<a href="#">3803 06 11</a>	13	12	24	21	27	0.031
					NPT1/4	<a href="#">3803 06 14</a>	14	12	24	21	27.5	0.037
				8	NPT1/8	<a href="#">3803 08 11</a>	14	15	26.5	24	30.5	0.050
					NPT1/4	<a href="#">3803 08 14</a>	14	15	26.5	24	30.5	0.048
				10	NPT1/4	<a href="#">3803 10 14</a>	19	17.5	31	29.5	37.5	0.084

The body swivels for positioning purposes.

## 3893/3993


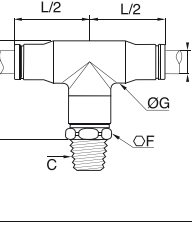


### Stud Run Tee, Male BSPP and Metric Thread

		Stainless steel 316L, FKM		<b>ØD</b>	<b>C</b>			<b>F</b>	<b>G</b>	<b>H</b>	<b>H1</b>	<b>L</b>	<b>kg</b>
		4	M5x0.8	<a href="#">3893 04 19</a>	<a href="#">3993 04 19</a>	10	11	21.5	19	24.5	0.023		
				4	G1/8	<a href="#">3893 04 10</a>	<a href="#">3993 04 10</a>	13	11	21.5	19	24.5	0.026
					G1/4	<a href="#">3893 04 13</a>	<a href="#">3993 04 13</a>	17	11	22	19	28	0.033
				6	G1/8	<a href="#">3893 06 10</a>	<a href="#">3993 06 10</a>	13	12	26.5	24	30	0.038
					G1/4	<a href="#">3893 06 13</a>	<a href="#">3993 06 13</a>	17	12	26	24	32	0.044
				8	G1/8	<a href="#">3893 08 10</a>	<a href="#">3993 08 10</a>	14	15	27.5	25	32	0.049
					G1/8	<a href="#">3893 08 13</a>	<a href="#">3993 08 13</a>	17	15	28	25	33.5	0.054
				10	G3/8	<a href="#">3893 08 17</a>	<a href="#">3993 08 17</a>	21	15	27	25	35.5	0.094
					G1/4	<a href="#">3893 10 13</a>	<a href="#">3993 10 13</a>	19	17	35.5	31	39.5	0.081
					G3/8	<a href="#">3893 10 17</a>	<a href="#">3993 10 17</a>	21	17	35.5	31	39.5	0.082

The body swivels for positioning purposes.

## 3808/3908

### Stud Branch Tee, Male BSPT Thread

		Stainless steel 316L, FKM		<b>ØD</b>	<b>C</b>			<b>F</b>	<b>G</b>	<b>H</b>	<b>L/2</b>	<b>kg</b>
		4	R1/8	<a href="#">3808 04 10</a>	<a href="#">3908 04 10</a>	10	10	23.5	19	0.020		
				6	R1/8	<a href="#">3808 06 10</a>	<a href="#">3908 06 10</a>	13	12	27.5	24	0.038
					R1/4	<a href="#">3808 06 13</a>	<a href="#">3908 06 13</a>	14	12	27.5	24	0.043
				8	R1/8	<a href="#">3808 08 10</a>	<a href="#">3908 08 10</a>	14	15	32	25	0.049
					R1/4	<a href="#">3808 08 13</a>	<a href="#">3908 08 13</a>	14	15	32	25	0.048
				10	R3/8	<a href="#">3808 08 17</a>	<a href="#">3908 08 17</a>	19	15	33	25	0.068
					R1/4	<a href="#">3808 10 13</a>	<a href="#">3908 10 13</a>	19	17.5	37.5	31	0.081
					R3/8	<a href="#">3808 10 17</a>	<a href="#">3908 10 17</a>	19	17.5	37.5	31	0.070

The body swivels for positioning purposes.

These models enable compact connection for elbow outlets, thus allowing space saving.

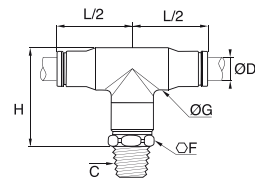
# Stud Fittings

## 3808

### Stud Branch Tee, Male NPT Thread



Stainless steel 316L, FKM



ØD	C		F	G	H	L/2	kg
4	NPT1/8	<a href="#">3808 04 11</a>	11	10	22	19	0.021
	NPT1/8	<a href="#">3808 06 11</a>	13	12.5	30	24	0.031
6	NPT1/4	<a href="#">3808 06 14</a>	14	12.5	30	24	0.044
	NPT1/8	<a href="#">3808 08 11</a>	14	15	34	25	0.042
8	NPT1/4	<a href="#">3808 08 14</a>	14	15	34	25	0.048
	NPT1/4	<a href="#">3808 10 14</a>	19	17.5	40	31	0.069
10	NPT3/8	<a href="#">3808 10 18</a>	19	17.5	40	31	0.084

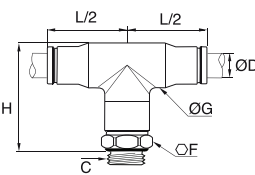
The body swivels for positioning purposes.

## 3898/3998

### Stud Branch Tee, Male BSPP and Metric Thread



Stainless steel 316L, FKM



ØD	C			F	G	H	L/2	kg
4	M5x0.8	<a href="#">3898 04 19</a>	<a href="#">3998 04 19</a>	10	11	27	19	0.024
	G1/8	<a href="#">3898 04 10</a>	<a href="#">3998 04 10</a>	13	11	27	19	0.026
	G1/4	<a href="#">3898 04 13</a>	<a href="#">3998 04 13</a>	17	11	27	19	0.032
6	M5x0.8	<a href="#">3898 06 19</a>	<a href="#">3998 06 19</a>	13	12	33.5	24	0.038
	G1/8	<a href="#">3898 06 10</a>	<a href="#">3998 06 10</a>	13	12	33	24	0.038
	G1/4	<a href="#">3898 06 13</a>	<a href="#">3998 06 13</a>	17	12	32	24	0.043
8	G1/8	<a href="#">3898 08 10</a>	<a href="#">3998 08 10</a>	14	15	35	25	0.051
	G1/4	<a href="#">3898 08 13</a>	<a href="#">3998 08 13</a>	17	15	35	25	0.054
	G3/8	<a href="#">3898 08 17</a>	<a href="#">3998 08 17</a>	21	15	34.5	25	0.058
10	G1/4	<a href="#">3898 10 13</a>	<a href="#">3998 10 13</a>	19	17	43	31	0.082
	G3/8	<a href="#">3898 10 17</a>	<a href="#">3998 10 17</a>	21	17	41	31	0.087

The body swivels for positioning purposes.


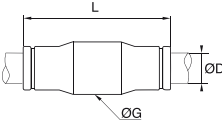


LF 3800 : full 316L stainless steel (body) with 303 stainless steel collet, FKM seals  
 LF 3900 : full 316L, FKM seals



# Tube-to-Tube Fittings

## 3806/3906


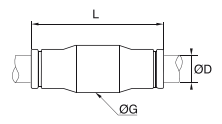


### Equal Straight Connector

	Stainless steel 316L, FKM 	<b>ØD</b>			<b>G</b>	<b>L</b>	<b>kg</b>
		4	<a href="#">3806 04 00</a>	<a href="#">3906 04 00</a>	10	29	0.009
		6	<a href="#">3806 06 00</a>	<a href="#">3906 06 00</a>	12	34	0.015
		8	<a href="#">3806 08 00</a>	<a href="#">3906 08 00</a>	15	36	0.019
		10	<a href="#">3806 10 00</a>	<a href="#">3906 10 00</a>	17.5	45	0.032
		12	<a href="#">3806 12 00</a>	<a href="#">3906 12 00</a>	20	46.5	0.041

## 3806/3906

### Equal Straight Connector


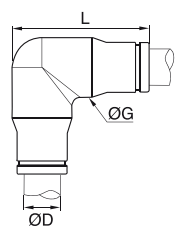


Inch

	Stainless steel 316L, FKM 	<b>ØD</b>			<b>G</b>	<b>L</b>	<b>kg</b>
		3/16	<a href="#">3806 55 00</a>	<a href="#">3906 55 00</a>	9.9	30	0.010
		1/4	<a href="#">3806 56 00</a>	<a href="#">3906 56 00</a>	11.9	35.1	0.015
		3/8	<a href="#">3806 60 00</a>	<a href="#">3906 60 00</a>	17.5	46	0.030
		1/2	<a href="#">3806 62 00</a>	<a href="#">3906 62 00</a>	20.1	48	0.040

5/32" (4 mm) and 5/16" (8 mm) also available

## 3802/3902


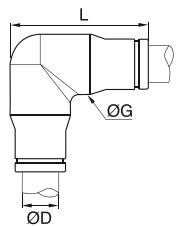


### Equal Stud Elbow

	Stainless steel 316L, FKM 	<b>ØD</b>			<b>G</b>	<b>L</b>	<b>kg</b>
		4	<a href="#">3802 04 00</a>	<a href="#">3902 04 00</a>	10	21.5	0.015
		6	<a href="#">3802 06 00</a>	<a href="#">3902 06 00</a>	12	26.5	0.024
		8	<a href="#">3802 08 00</a>	<a href="#">3902 08 00</a>	15	29.5	0.031
		10	<a href="#">3802 10 00</a>	<a href="#">3902 10 00</a>	17.5	36.5	0.051
		12	<a href="#">3802 12 00</a>	<a href="#">3902 12 00</a>	20	40	0.069

## 3802/3902

### Equal Stud Elbow


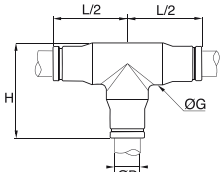


Inch

	Stainless steel 316L, FKM 	<b>ØD</b>			<b>G</b>	<b>L</b>	<b>kg</b>
		3/16	<a href="#">3802 55 00</a>	<a href="#">3902 55 00</a>	9.9	24.4	0.011
		1/4	<a href="#">3802 56 00</a>	<a href="#">3902 56 00</a>	11.9	29	0.023
		3/8	<a href="#">3802 60 00</a>	<a href="#">3902 60 00</a>	17.5	39.6	0.042
		1/2	<a href="#">3802 62 00</a>	<a href="#">3902 62 00</a>	20.1	40.9	0.070

5/32" (4 mm) and 5/16" (8 mm) also available

## 3804/3904

### Equal Tee

	Stainless steel 316L, FKM 	<b>ØD</b>			<b>G</b>	<b>L</b>	<b>L/2</b>	<b>kg</b>
		4	<a href="#">3804 04 00</a>	<a href="#">3904 04 00</a>	10	22	19	0.015
		6	<a href="#">3804 06 00</a>	<a href="#">3904 06 00</a>	12	26	24	0.031
		8	<a href="#">3804 08 00</a>	<a href="#">3904 08 00</a>	15	29.5	25	0.041
		10	<a href="#">3804 10 00</a>	<a href="#">3904 10 00</a>	17.5	36.5	31	0.064
		12	<a href="#">3804 12 00</a>	<a href="#">3904 12 00</a>	20	40	33	0.064

# Bulkhead Connector Fittings

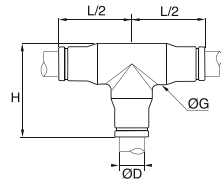
## 3804/3904

### Equal Tee

Inch



Stainless steel 316L, FKM



ØD			G	H	L/2	kg
3/16	<a href="#">3804 55 00</a>	<a href="#">3904 55 00</a>	9.9	22.6	19	0.017
1/4	<a href="#">3804 56 00</a>	<a href="#">3904 56 00</a>	11.9	26.9	22	0.031
3/8	<a href="#">3804 60 00</a>	<a href="#">3904 60 00</a>	17.5	37.6	30	0.059
1/2	<a href="#">3804 62 00</a>	<a href="#">3904 62 00</a>	20.1	40.9	32	0.090

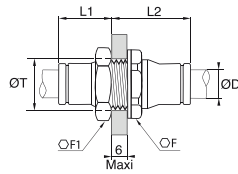
5/32" (4 mm) and 5/16" (8 mm) also available

## 3816/3916

### Equal Bulkhead Connector



Stainless steel 316L, FKM



ØD			F	F1	L1	L2	ØT	kg
4	<a href="#">3816 04 00</a>	<a href="#">3916 04 00</a>	13	14	13.5	19.5	13	0.017
6	<a href="#">3816 06 00</a>	<a href="#">3916 06 00</a>	17	17	16.5	21.5	14	0.027
8	<a href="#">3816 08 00</a>	<a href="#">3916 08 00</a>	19	19	18	24	16	0.034
10	<a href="#">3816 10 00</a>	<a href="#">3916 10 00</a>	22	22	21.5	27.5	21	0.049
12	<a href="#">3816 12 00</a>	<a href="#">3916 12 00</a>	24	24	24	29	23	0.059

IP51 sealing

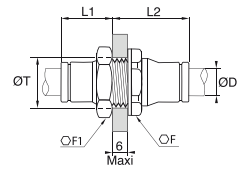
## 3816/3916

### Equal Bulkhead Connector

Inch



Stainless steel 316L, FKM



ØD			F	F1	L1	L2	ØT	kg
3/16	<a href="#">3816 55 00</a>	<a href="#">3916 55 00</a>	17	13	15	21.1	12.4	0.019
1/4	<a href="#">3816 56 00</a>	<a href="#">3916 56 00</a>	19	17	17	22.6	14.5	0.027
3/8	<a href="#">3816 60 00</a>	<a href="#">3916 60 00</a>	27	22	22.1	27.4	20.6	0.052
1/2	<a href="#">3816 62 00</a>	<a href="#">3916 62 00</a>	27	27	20	29	20.1	0.076

IP51 sealing

5/32" (4 mm) and 5/16" (8 mm) also available


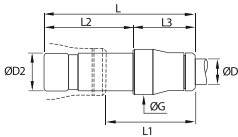


LF 3800/LF 3900 push-in fittings allow connection with several types of Parker Legris tubing shown in Chapter 3 of this catalogue, "Technical Tubing and Hose":

- PFA tubing
- Fluoropolymer tubing
- Polyethylene tubing
- Semi-rigid polyamide and flexible Crystal polyurethane tubing

# Plug-In Fittings and Accessories


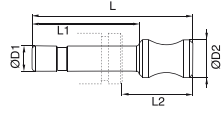

## 3866/3966

### Push-In Reducer

	Stainless steel 316L, FKM 			<b>G</b>	<b>L</b>	<b>L1</b>	<b>L2</b>	<b>L3</b>	<b>kg</b>
		3866 04 06	3966 04 06	10	35	19	19	16	0.009
				10	34	17	20	14	0.011
				12	42	24	23	19	0.015
				12	41	19	25	16	0.019
				15	45	22.5	25	20	0.021
				15	43	20	26	17	0.025
				17	50	23	26	24	0.029


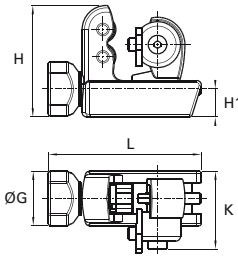


## 3826

### Blanking Plug

	Stainless steel 316L 		<b>L</b>	<b>L1</b>	<b>L2</b>	<b>kg</b>
		3826 04 00	25	17	11	0.003
			30.4	19.5	13.5	0.007
			33	20	14	0.014
			40	25	17	0.025
			43	26	19	0.038

## 3800/3900



### Pre-Grooving Tool for Stainless Steel Tubing

	Treated steel 			<b>G</b>	<b>H</b>	<b>H1</b>	<b>K</b>	<b>L</b>	<b>kg</b>
		3800 70 00	3900 70 00	25	51	13	36	70	0.326

This tool correctly pre-grooves 4-12 mm O.D. and 3/16"-1/2" O.D. stainless steel tubing, to ensure that the LF 3800/LF 3900 collet grips the tube securely.

## 0605


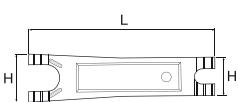

### Fluoropolymer Tape

	FKM		<b>kg</b>
		0605 12 12	0.012

Can be used for temperatures from -250°C to +260°C.  
 Chemically inert and resistant to gases, acids, solvents, hydrocarbons, oils, alkalines, steam, etc.  
 Non-toxic, waterproof, self-lubricating.  
 In accordance with CFR21.  
 Can be used on all materials.  
 Used to facilitate the preparation of leak-free threaded joints.  
 Supplied on a reel: length = 12 m; width = 12.7 mm; thickness = 0.08 mm.

## 3000

### Disconnection Tool

	Treated steel 		<b>H</b>	<b>H1</b>	<b>L</b>	<b>kg</b>
		3000 70 00	25	20	96	0.021

For disconnecting push-in tubing/fittings where access is difficult, we recommend the use of this disconnection tool.

